

Termíny oznamovania hospodárskych výsledkov v Európe Q.4 2015

Index	Akcia	Dátum HV
UKX	UNILEVER PLC	19. 1. 2016
UKX	AFRICAN BARRICK	19. 1. 2016
AEX	UNILEVER NV-CVA	19. 1. 2016
SMI	SGS SA-REG	20. 1. 2016
AEX	ASML HOLDING NV	20. 1. 2016
SBITOP	KRKA	21. 1. 2016
AEX	AHOLD NV	21. 1. 2016
DAX	SAP SE	22. 1. 2016
IBEX	BANKINTER	22. 1. 2016
DAX	SIEMENS AG-REG	26. 1. 2016
ATX	VIENNA INSURANCE	26. 1. 2016
PX	VIENNA INSURANCE	26. 1. 2016
AEX	KONINKLIJKE PHIL	26. 1. 2016
OMX	NORDEA BANK AB	27. 1. 2016
OMX	ERICSSON LM-B	27. 1. 2016
SMI	LONZA GROUP -REG	27. 1. 2016
WIG20	BZWBK	27. 1. 2016
IBEX	BANCO SANTANDER	27. 1. 2016
SMI	NOVARTIS AG-REG	27. 1. 2016
UKX	DIAGEO PLC	28. 1. 2016
PX	UNIPETROL	28. 1. 2016
OMX	GETINGE AB-B SHS	28. 1. 2016
OMX	INVESTOR AB-B	28. 1. 2016
OMX	ATLAS COPCO-A	28. 1. 2016
OMX	SVENSKA CELL-B	28. 1. 2016
OMX	ELECTROLUX AB-B	28. 1. 2016
WIG20	PKN ORLEN	28. 1. 2016
FTSEMIB	STMICROELECTRONI	28. 1. 2016
IBEX	BANCO SABADELL	28. 1. 2016
OMX	TELE2 AB-B SHS	28. 1. 2016
DAX	DEUTSCHE BANK-RG	28. 1. 2016
UKX	KAZ MINERALS PLC	28. 1. 2016
SMI	ROCHE HLDG-GENUS	28. 1. 2016
UKX	BT GROUP PLC	29. 1. 2016
OMX	NOKIA OYJ	29. 1. 2016
OMX	TELIASONERA AB	29. 1. 2016
IBEX	BANCO POPULAR	29. 1. 2016
DAX	INFINEON TECH	2. 2. 2016
XU100	TOFAS	2. 2. 2016
OMX	ALFA LAVAL AB	2. 2. 2016
OMX	SWEDBANK AB-A	2. 2. 2016
SMI	JULIUS BAER GROU	2. 2. 2016
IBEX	ENAGAS SA	2. 2. 2016
CAC	UNIBAIL-RODAMCO	2. 2. 2016
UKX	BP PLC	2. 2. 2016
XU100	IS BANKASI	2. 2. 2016
OMX	SKF AB- B SHARES	2. 2. 2016
OMX	SANDVIK AB	3. 2. 2016
XU100	AKBANK	3. 2. 2016
CAC	LVMH MOET HENNE	3. 2. 2016
SMI	SYNGENTA AG-REG	3. 2. 2016
XU100	GARANTI	3. 2. 2016
SMI	ABB LTD-REG	3. 2. 2016
OMX	LUNDIN PETROLEUM	3. 2. 2016
OMX	MODERN TIMES-B	3. 2. 2016
AEX	KPN (KONIN) NV	3. 2. 2016
OMX	SEB AB-A	4. 2. 2016
UKX	SMITH & NEPHEW	4. 2. 2016

Očakávaný čistý príjem v mil. za rok 2015

PX	CENTRAL EURO M-A	-95,50 CZK
PX	CEZ AS	26 509,35 CZK
PX	ERSTE GROUP BANK	927,08 CZK
PX	KOMERCNI BANKA	13 000,00 CZK
PX	NEW WORLD R-A SH	-91,10 CZK
PX	PEGAS NONWOVENS	26,03 CZK
PX	PHILIP MORRIS CR	2 557,00 CZK
PX	TELEFONICA CZECH	4 964,60 CZK
PX	UNIPETROL	4 078,50 CZK
PX	VIENNA INSURANCE	300,00 CZK
AEX	AEGON NV	1272,5 EUR
AEX	AHOLD NV	872,59 EUR
AEX	AKZO NOBEL	972,16 EUR
AEX	ARCELORMITTAL	-1 214,72 EUR
AEX	ASML HOLDING NV	1 361,20 EUR
AEX	BAM GROEP	50,25 EUR
AEX	BOSKALIS WES	476,14 EUR
AEX	CORIO NV	229,67 EUR
AEX	DSM (KONIN)	388,15 EUR
AEX	FUGRO NV-CVA	27,96 EUR
AEX	HEINEKEN NV	2 043,91 EUR
AEX	ING GROEP NV	4 407,07 EUR
AEX	KONINKLIJKE PHIL	1 229,17 EUR
AEX	KPN (KONIN) NV	262,04 EUR
AEX	RANDSTAD HOLDING	591,71 EUR
AEX	REED ELSEVIER	1 626,15 EUR
AEX	ROYAL DUTCH SH-A	11 443,36 EUR
AEX	SBM OFFSHORE NV	290,29 EUR
AEX	TNT NV	177,00 EUR
AEX	TOMTOM	45,51 EUR
AEX	UNILEVER NV-CVA	5 221,62 EUR
AEX	WERELDHAVE NV	120,91 EUR
AEX	WOLTERS KLUWER	539,90 EUR

VYPRACOVAL

Peter Rebo

Analytik

CAPITAL MARKETS, o.c.p., a.s.

Ul. 29. augusta 36, 811 09 Bratislava

tel: +421 2 2070 6880


fax: +421 2 2078 8001

e-mail: info@capitalmarkets.sk

www.capitalmarkets.sk

Upozornenie! Všetky obchody s cennými papiermi môžu viesť ako k ziskom, tak i k stratám. Uvedený zoznam akcií nie je investičným odporúčaním. Spoločnosť CAPITAL MARKETS, o.c.p., a.s. je subjekt regulovaný Národnou bankou Slovenska.


Zdroj informácií: Bloomberg



Index	Akcia	Dátum HV
CAC	ALCATEL-LUCENT	4. 2. 2016
AEX	ING GROEP NV	4. 2. 2016
DAX	MUENCHENER RUE-R	4. 2. 2016
AEX	ROYAL DUTCH SH-A	4. 2. 2016
SMI	SWISSCOM AG-REG	4. 2. 2016
DAX	DAIMLER AG	4. 2. 2016
BEL20	MOBISTAR SA	4. 2. 2016
UKX	BRITISH SKY BROA	4. 2. 2016
AEX	WERELDHAVE NV	4. 2. 2016
UKX	GLAXOSMITHKLINE	4. 2. 2016
UKX	ASTRAZENECA PLC	4. 2. 2016
IBEX	BBVA	4. 2. 2016
UKX	ROYAL DUTCH SH-A	4. 2. 2016
SMI	CREDIT SUISS-REG	4. 2. 2016
OMX	SKANSKA AB-B	4. 2. 2016
WIG20	BRE	4. 2. 2016
CAC	VINCI SA	4. 2. 2016
UKX	BG GROUP PLC	5. 2. 2016
OMX	VOLVO AB-B	5. 2. 2016
XU100	TURK TELEKOM	5. 2. 2016
CAC	BNP PARIBAS	5. 2. 2016
BEL20	COFINIMMO	5. 2. 2016
BEL20	UMICORE	5. 2. 2016
XU100	YAPI KREDI	8. 2. 2016
OMX	ASSA ABLOY AB-B	8. 2. 2016
CRO	PODRAVKA PREHRAM	9. 2. 2016
OMX	SECURITAS AB-B	9. 2. 2016
UKX	RANDGOLD RES LTD	9. 2. 2016
SMI	UBS AG-REG	9. 2. 2016
BUX	RICHTER GEDEON N	9. 2. 2016
CAC	SANOFI	9. 2. 2016
FTSEMIB	MEDIOBANCA	9. 2. 2016
SMI	ACTELION LTD-REG	9. 2. 2016
OMX	SVENSKA HAN-A	9. 2. 2016
ATX	VOESTALPINE AG	10. 2. 2016
AEX	SBM OFFSHORE NV	10. 2. 2016
FTSEMIB	BANCA POP MILANO	10. 2. 2016
ATX	TELEKOM AUSTRIA	10. 2. 2016
UKX	ARM HOLDINGS	10. 2. 2016
CAC	MICHELIN	10. 2. 2016
UKX	TULLOW OIL	10. 2. 2016
AEX	HEINEKEN NV	10. 2. 2016
AEX	AKZO NOBEL	10. 2. 2016
XU100	TURK EKONOMI BAN	10. 2. 2016
FTSEMIB	INTESA SANPAOLO	10. 2. 2016
CRO	HRVATSKI TELEKOM	11. 2. 2016
CAC	SOC GENERALE SA	11. 2. 2016
PX	KOMERCNI BANKA	11. 2. 2016
FTSEMIB	UNICREDIT SPA	11. 2. 2016
SMI	ZURICH INSURANCE	11. 2. 2016
FTSEMIB	FONDIARIA-SAI	11. 2. 2016
FTSEMIB	BANCA MONTE DEI	11. 2. 2016
UKX	RIO TINTO PLC	11. 2. 2016
XU100	EREGLI	11. 2. 2016
FTSEMIB	MEDIOLANUM SPA	11. 2. 2016
FTSEMIB	BANCO POPOLARE S	11. 2. 2016
CAC	PERNOD RICARD SA	11. 2. 2016
OMX	BOLIDEN AB	11. 2. 2016
IBEX	MAPFRE SA	11. 2. 2016
CAC	TOTAL SA	11. 2. 2016
PX	TELEFONICA CZECH	11. 2. 2016
CAC	RENAULT SA	12. 2. 2016

 Očekávaný čistý príjem
v mil. za rok 2015


ATX	ANDRITZ AG	270,889 EUR
ATX	BWIN INTERACTIVE	81,00 EUR
ATX	ERSTE GROUP BANK	927,08 EUR
ATX	EVN AG	142,60 EUR
ATX	FLUGHAFEN WIEN	96,13 EUR
ATX	INTERCELL AG	-20,77 EUR
ATX	MAYR-MELNHOF KAR	141,40 EUR
ATX	OESTERREICH.POST	162,08 EUR
ATX	OMV AG	960,47 EUR
ATX	PALFINGER AG	60,75 EUR
ATX	RAIFFEISEN INTL	152,32 EUR
ATX	RHI AG	78,43 EUR
ATX	SCHOELLER-BLECKM	8,29 EUR
ATX	STRABAG SE-BR	171,13 EUR
ATX	TELEKOM AUSTRIA	274,00 EUR
ATX	VERBUND AG	229,75 EUR
ATX	VIENNA INSURANCE	300,00 EUR
ATX	VOESTALPINE AG	563,35 EUR
ATX	WIENERBERGER AG	42,00 EUR
ATX	ZUMTOBEL GROUP A	50,99 EUR
BEL20	ACKERMANS & VAN	287,75 EUR
BEL20	ANHEUSER-BUSCH I	8 378,21 EUR
BEL20	BEFIMMO	84,78 EUR
BEL20	BEKAERT NV	94,03 EUR
BEL20	BELGACOM SA	530,29 EUR
BEL20	CNP -NATL PORT	290,00 EUR
BEL20	COFINIMMO	126,67 EUR
BEL20	COLRUYT SA	358,88 EUR
BEL20	DELHAIZE GROUP	490,95 EUR
BEL20	FORTIS	810,00 EUR
BEL20	GROUPE BRUX LAMB	746,80 EUR
BEL20	KBC GROEP	2 338,75 EUR
BEL20	MOBISTAR SA	51,66 EUR
BEL20	OMEGA PHARMA	76,43 EUR
BEL20	SOLVAY SA-A	612,31 EUR
BEL20	TELENET GRP HLDG	193,22 EUR
BEL20	UCB SA	391,18 EUR
BEL20	UMICORE	218,56 EUR
BUX	ANY SEC PRINTING	967,00 HUF
BUX	EGIS PHARMACEUTI	22 285,75 HUF
BUX	FHB MORTGAGE BAN	549,00 HUF
BUX	MAGYAR TELEKOM	25 807,75 HUF
BUX	MOL	108 025,7 HUF
BUX	OTP BANK PLC	96 089,20 HUF
BUX	RICHTER GEDEON N	47 647,89 HUF
CAC	ACCOR SA	417,47 EUR
CAC	AIR FRANCE-KLM	-36,44 EUR
CAC	AIR LIQUIDE SA	1 788,06 EUR
CAC	ALCATEL-LUCENT	0,84 EUR
CAC	ALSTOM	231,80 EUR
CAC	AXA	5 584,92 EUR
CAC	BNP PARIBAS	7 120,04 EUR
CAC	BOUYGUES SA	267,80 EUR
CAC	CAP GEMINI	757,50 EUR
CAC	CARREFOUR SA	1 162,77 EUR
CAC	CREDIT AGRICOLE	3 208,00 EUR
CAC	DANONE	1 741,73 EUR
CAC	EADS NV	2 722,50 EUR
CAC	EDF	3 872,55 EUR
CAC	ESSILOR INTL	779,82 EUR
CAC	FRANCE TELECOM	2 536,00 EUR
CAC	GDF SUEZ	2 768,17 EUR
CAC	LAFARGE SA	762,20 EUR



Index	Akcia	Dátum HV
CAC	EDF	12. 2. 2016
IBEX	ARCELORMITTAL	12. 2. 2016
DAX	COMMERZBANK	12. 2. 2016
BEL20	FORTIS	12. 2. 2016
DAX	THYSSENKRUPP AG	12. 2. 2016
BET	BANCA TRANSILVAN	12. 2. 2016
OMX	SSAB-A	12. 2. 2016
CRO	ERICSSON NIKOLA	12. 2. 2016
UKX	SHIRE PLC	12. 2. 2016
CRO	ATLANTSKA PLOVID	12. 2. 2016
BEL20	TELENET GRP HLDG	12. 2. 2016
UKX	ROLLS-ROYCE HOLD	12. 2. 2016
AEX	ARCELORMITTAL	12. 2. 2016
AEX	TOMTOM	12. 2. 2016
CRO	ADRI GRUPA-PREF	12. 2. 2016
ATX	RHI AG	15. 2. 2016
UKX	HAMMERSON PLC	15. 2. 2016
UKX	RECKITT BENCKISE	15. 2. 2016
CRO	INA INDUSTRIJA	15. 2. 2016
CAC	AIR LIQUIDE SA	16. 2. 2016
UKX	ANGLO AMER PLC	16. 2. 2016
CAC	DANONE	16. 2. 2016
FTSEMIB	SAIPEM SPA	16. 2. 2016
UKX	INTERCONTINENTAL	17. 2. 2016
AEX	DSM (KONIN)	17. 2. 2016
CAC	CREDIT AGRICOLE	17. 2. 2016
DAX	BEIERSDORF AG	17. 2. 2016
XU100	HALKBANK	17. 2. 2016
XU100	ARCELIK	17. 2. 2016
CAC	FRANCE TELECOM	17. 2. 2016
IBEX	GAS NATURAL SDG	17. 2. 2016
DAX	DEUTSCHE BOERSE	17. 2. 2016
CAC	PPR	17. 2. 2016
CAC	SCHNEIDER ELECTR	17. 2. 2016
FTSEMIB	ENI SPA	17. 2. 2016
IBEX	ABERTIS	18. 2. 2016
AEX	RANDSTAD HOLDING	18. 2. 2016
UKX	BAE SYSTEMS PLC	18. 2. 2016
UKX	CENTRICA PLC	18. 2. 2016
BEL20	KBC GROEP	18. 2. 2016
SMI	SWATCH GROUP-BR	18. 2. 2016
ATX	OMV AG	18. 2. 2016
BET	OMV PETROM SA	18. 2. 2016
SMI	NESTLE SA-REG	18. 2. 2016
CAC	VALLOUREC	18. 2. 2016
IBEX	IBERDROLA SA	18. 2. 2016
CAC	TECHNIP SA	18. 2. 2016
CAC	ACCOR SA	18. 2. 2016
BEL20	BEFIMMO	18. 2. 2016
AEX	BAM GROEP	18. 2. 2016
XU100	TURKCELL	18. 2. 2016
CAC	CAP GEMINI	19. 2. 2016
CAC	ESSILOR INTL	19. 2. 2016
UKX	REXAM PLC	19. 2. 2016
UKX	STANDARD LIFE	19. 2. 2016
DAX	ALLIANZ SE-VINK	19. 2. 2016
XU100	KARDEMIR	19. 2. 2016
WIG20	AGORA	19. 2. 2016
BEL20	DEXIA SA	19. 2. 2016
OMX	SWEDISH MATCH AB	19. 2. 2016
CAC	AIR FRANCE-KLM	19. 2. 2016
UKX	SEGRO PLC	19. 2. 2016

 Očekávaný čistý příjem
v mil. za rok 2015

CAC	LAGARDERE SCA	221,00 EUR
CAC	L'OREAL	3 485,19 EUR
CAC	LVMH MOET HENNE	3 779,93 EUR
CAC	MICHELIN	1 415,39 EUR
CAC	PERNOD RICARD SA	1 432,67 EUR
CAC	PEUGEOT SA	1 188,57 EUR
CAC	PPR	1 130,31 EUR
CAC	RENAULT SA	2 804,13 EUR
CAC	SAINT GOBAIN	1 176,63 EUR
CAC	SANOFI	7 363,72 EUR
CAC	SCHNEIDER ELECTR	2 094,21 EUR
CAC	SOC GENERALE SA	3 804,81 EUR
CAC	STMICROELECTRONI	146,44 EUR
CAC	SUEZ ENVIRONNEME	428,11 EUR
CAC	TECHNIP SA	441,07 EUR
CAC	TOTAL SA	9 187,42 EUR
CAC	UNIBAIL-RODAMCO	1 034,64 EUR
CAC	VALLOUREC	-494,00 EUR
CAC	VEOLIA ENVIRONNE	526,63 EUR
CAC	VINCI SA	1 984,00 EUR
CAC	VIVENDI	691,90 EUR
FTSE100	3I GROUP PLC	486,00 GBP
FTSE100	ADMIRAL GROUP	281,13 GBP
FTSE100	AFRICAN BARRICK	23,22 GBP
FTSE100	AGGREKO PLC	187,25 GBP
FTSE100	AMEC PLC	210,78 GBP
FTSE100	ANGLO AMER PLC	956,75 GBP
FTSE100	ANTOFAGASTA PLC	263,53 GBP
FTSE100	ARM HOLDINGS	429,05 GBP
FTSE100	ASSOC BRIT FOODS	794,11 GBP
FTSE100	ASTRAZENECA PLC	5 362,62 GBP
FTSE100	AVIVA PLC	1 520,56 GBP
FTSE100	BAE SYSTEMS PLC	1 187,29 GBP
FTSE100	BARCLAYS PLC	3 783,87 GBP
FTSE100	BG GROUP PLC	1 567,29 GBP
FTSE100	BHP BILLITON PLC	2 877,90 GBP
FTSE100	BP PLC	6 678,23 GBP
FTSE100	BRIT AIRWAYS PLC	1 550,31 GBP
FTSE100	BRIT AMER TOBACC	3 904,94 GBP
FTSE100	BRIT LAND CO PLC	352,10 GBP
FTSE100	BRITISH SKY BROA	1 087,42 GBP
FTSE100	BT GROUP PLC	2 572,35 GBP
FTSE100	BUNZL PLC	294,27 GBP
FTSE100	BURBERRY GROUP	319,00 GBP
FTSE100	CAIRN ENERGY	-227,98 GBP
FTSE100	CAPITA PLC	468,89 GBP
FTSE100	CAPITAL SHOPPING	182,44 GBP
FTSE100	CARNIVAL PLC	2 011,30 GBP
FTSE100	CENTRICA PLC	882,47 GBP
FTSE100	COBHAM PLC	218,38 GBP
FTSE100	COMPASS GROUP	921,45 GBP
FTSE100	DIAGEO PLC	2 250,52 GBP
FTSE100	EURASIAN RESOURC	604,88 GBP
FTSE100	EXPERIAN PLC	861,42 GBP
FTSE100	FRESNILLO PLC	129,74 GBP
FTSE100	G4S PLC	227,58 GBP
FTSE100	GLAXOSMITHKLINE	3 678,05 GBP
FTSE100	HAMMERSON PLC	211,13 GBP
FTSE100	HOME RETAIL GROU	81,36 GBP
FTSE100	HSBC HLDGS PLC	15 965,40 GBP
FTSE100	ICAP PLC	182,89 GBP
FTSE100	IMPERIAL TOBACCO	2 217,06 GBP
FTSE100	INMARSAT PLC	237,67 GBP



Index	Akcia	Dátum HV
XU100	TAV	19. 2. 2016
AEX	AEGON NV	19. 2. 2016
UKX	HSBC HLDGS PLC	22. 2. 2016
IBEX	ABENGOA -CL A	22. 2. 2016
CRO	ATLANTIC GRUPA	23. 2. 2016
BUX	MOL	23. 2. 2016
UKX	STANDARD CHARTER	23. 2. 2016
UKX	BUNZL PLC	23. 2. 2016
UKX	BHP BILLITON PLC	23. 2. 2016
WIG20	ORANGE POLSKA SA	23. 2. 2016
UKX	MAN GROUP PLC	24. 2. 2016
ATX	PALFINGER AG	24. 2. 2016
DAX	FRESENIUS MEDICA	24. 2. 2016
FTSEMIB	PRYSMIAN SPA	24. 2. 2016
FTSEMIB	MEDIASET SPA	24. 2. 2016
FTSEMIB	PARMALAT SPA	24. 2. 2016
FTSEMIB	ATLANTIA SPA	24. 2. 2016
FTSEMIB	BUZZI UNICEM SPA	24. 2. 2016
FTSEMIB	TELECOM ITALIA S	24. 2. 2016
SMI	TRANSOCEAN LTD	24. 2. 2016
XU100	SEKERBANK	24. 2. 2016
ATX	WIENERBERGER AG	24. 2. 2016
UKX	PETROFAC LTD	24. 2. 2016
FTSEMIB	EXOR	24. 2. 2016
WIG20	BIOTON	24. 2. 2016
FTSEMIB	ANSALDO STS SPA	24. 2. 2016
FTSEMIB	SNAM SPA	24. 2. 2016
FTSEMIB	TERNA SPA	24. 2. 2016
DAX	BAYER AG-REG	24. 2. 2016
FTSEMIB	ITALCEMENTI	24. 2. 2016
FTSEMIB	A2A SPA	24. 2. 2016
FTSEMIB	TENARIS SA	24. 2. 2016
FTSEMIB	LUXOTTICA GROUP	24. 2. 2016
FTSEMIB	ENEL SPA	24. 2. 2016
CAC	SUEZ ENVIRONNEME	24. 2. 2016
CAC	PEUGEOT SA	24. 2. 2016
AEX	WOLTERS KLUWER	24. 2. 2016
FTSEMIB	AUTOGRILL SPA	24. 2. 2016
IBEX	EBRO PULEVA SA	24. 2. 2016
IBEX	FERROVIAL SA	25. 2. 2016
BUX	MAGYAR TELEKOM	25. 2. 2016
DAX	FRESENIUS SE-PRE	25. 2. 2016
DAX	DEUTSCHE TELEKOM	25. 2. 2016
DAX	HENKEL AG -PFD	25. 2. 2016
CAC	BOUYGUES SA	25. 2. 2016
AEX	RELX NV	25. 2. 2016
UKX	RELX PLC	25. 2. 2016
IBEX	ENDESA	25. 2. 2016
IBEX	RED ELECTRICA	25. 2. 2016
IBEX	ACERINOX	25. 2. 2016
IBEX	ACS	25. 2. 2016
CAC	AXA	25. 2. 2016
BEL20	SOLVAY SA-A	25. 2. 2016
UKX	BRIT AMER TOBACC	25. 2. 2016
PX	CEZ AS	25. 2. 2016
WIG20	CEZ AS	25. 2. 2016
CAC	SAINT GOBAIN	25. 2. 2016
UKX	LLOYDS BANKING	25. 2. 2016
IBEX	TELEFONICA	25. 2. 2016
UKX	ROYAL BK SCOTLAN	26. 2. 2016
IBEX	REPSOL SA	26. 2. 2016
IBEX	OBRASCON HUARTE	26. 2. 2016

 Očakávaný čistý príjem
v mil. za rok 2015


FTSE100	INTERCONTINENTAL	411,55 GBP
FTSE100	INTERTEK GROUP	219,13 GBP
FTSE100	INVENSYS LTD	176,00 GBP
FTSE100	INVESTEC PLC	410,29 GBP
FTSE100	JOHNSON MATTHEY	347,91 GBP
FTSE100	KAZ MINERALS PLC	7,32 GBP
FTSE100	KINGFISHER PLC	489,28 GBP
FTSE100	LAND SECURITIES	343,13 GBP
FTSE100	LEGAL & GEN GRP	1 128,17 GBP
FTSE100	LLOYDS BANKING	5 976,88 GBP
FTSE100	LONMIN PLC	-19,81 GBP
FTSE100	MAN GROUP PLC	377,60 GBP
FTSE100	MARKS & SPENCER	578,45 GBP
FTSE100	NATIONAL GRID PL	2 272,59 GBP
FTSE100	NEXT PLC	664,28 GBP
FTSE100	OLD MUTUAL PLC	916,64 GBP
FTSE100	PEARSON PLC	574,33 GBP
FTSE100	PETROFAC LTD	191,81 GBP
FTSE100	PRUDENTIAL PLC	2 751,73 GBP
FTSE100	RANDGOLD RES LTD	187,06 GBP
FTSE100	RECKITT BENCKISE	1 741,15 GBP
FTSE100	RELX PLC	1 283,69 GBP
FTSE100	REXAM PLC	270,50 GBP
FTSE100	RIO TINTO PLC	4 840,26 GBP
FTSE100	ROLLS-ROYCE HOLD	960,04 GBP
FTSE100	ROYAL BK SCOTLAN	3 119,69 GBP
FTSE100	ROYAL DUTCH SH-A	11 443,36 GBP
FTSE100	ROYAL DUTCH SH-B	11 443,36 GBP
FTSE100	RSA INSURANCE G	328,22 GBP
FTSE100	SABMILLER PLC	3 606,41 GBP
FTSE100	SAGE GROUP	275,47 GBP
FTSE100	SAINSBURY PLC	439,47 GBP
FTSE100	SEGRO PLC	139,00 GBP
FTSE100	SERCO GROUP	11,37 GBP
FTSE100	SEVERN TRENT	230,08 GBP
FTSE100	SHIRE PLC	2 266,67 GBP
FTSE100	SCHRODERS PLC	479,14 GBP
FTSE100	SCHRODERS PLC-NV	479,14 GBP
FTSE100	SMITH & NEPHEW	757,17 GBP
FTSE100	SMITHS GRP PLC	236,55 GBP
FTSE100	SSE PLC	1 139,87 GBP
FTSE100	STANDARD CHARTER	1 204,29 GBP
FTSE100	STANDARD LIFE	406,00 GBP
FTSE100	TESCO PLC	420,93 GBP
FTSE100	TUI TRAVEL PLC	405,00 GBP
FTSE100	TULLOW OIL	25,38 GBP
FTSE100	UNILEVER PLC	5 221,62 GBP
FTSE100	UNITED UTILITIES	311,93 GBP
FTSE100	VEDANTA RESOURCE	-499,00 GBP
FTSE100	VODAFONE GROUP	1 266,58 GBP
FTSE100	WHITBREAD PLC	430,12 GBP
FTSE100	WM MORRISON SUP	218,54 GBP
FTSE100	WOLSELEY PLC	637,56 GBP
FTSE100	WPP PLC	1 220,96 GBP
FTSE100	XSTRATA LTD	3 587,20 GBP
DAX	ADIDAS AG	712,91 EUR
DAX	ALLIANZ SE-VINK	6 727,04 EUR
DAX	BASF SE	4 594,25 EUR
DAX	BAYER AG-REG	5 663,48 EUR
DAX	BAYER MOTOREN WK	6 154,39 EUR
DAX	BEIERSDORF AG	642,96 EUR
DAX	COMMERZBANK	1 094,58 EUR
DAX	DAIMLER AG	8 795,75 EUR
DAX	DEUTSCHE BANK-RG	6 194,40 EUR



Index	Akcia	Dátum HV
SBITOP	TELEKOM SLOVEN	26. 2. 2016
UKX	CAPITAL SHOPPING	26. 2. 2016
CAC	VEOLIA ENVIRONNE	26. 2. 2016
UKX	RSA INSURANCE G	26. 2. 2016
AEX	FUGRO NV-CVA	26. 2. 2016
WIG20	KGHM	26. 2. 2016
XU100	VAKIBANK	26. 2. 2016
BEL20	ACKERMANS & VAN	26. 2. 2016
CAC	VIVENDI	26. 2. 2016
DAX	BASF SE	26. 2. 2016
UKX	PEARSON PLC	26. 2. 2016
UKX	CAPITA PLC	26. 2. 2016
BEL20	ANHEUSER-BUSCH I	26. 2. 2016
IBEX	MEDIASET ESPANA	26. 2. 2016
IBEX	BOLSAS Y MERCADO	26. 2. 2016
BEL20	BELGACOM SA	26. 2. 2016
ATX	ERSTE GROUP BANK	26. 2. 2016
CAC	GDF SUEZ	26. 2. 2016
IBEX	GAMESA	26. 2. 2016
IBEX	ACCIONA SA	26. 2. 2016
CAC	EADS NV	26. 2. 2016
UKX	BRIT AIRWAYS PLC	26. 2. 2016
IBEX	GRIFOLS SA	26. 2. 2016
IBEX	TECNICAS REUNIDA	26. 2. 2016
BEL20	UCB SA	26. 2. 2016
BEL20	BEKAERT NV	26. 2. 2016
PX	ERSTE GROUP BANK	26. 2. 2016
IBEX	SACYR SA	29. 2. 2016
AEX	TNT NV	29. 2. 2016
XU100	TUPRAS	29. 2. 2016
WIG20	CYFRPLSAT	29. 2. 2016
IBEX	FCC	29. 2. 2016
UKX	BARCLAYS PLC	1. 3. 2016
FTSEMIB	CAMPARI GROUP	1. 3. 2016
XU100	BIM	1. 3. 2016
XU100	SISECAM	1. 3. 2016
UKX	INTERTEK GROUP	2. 3. 2016
ATX	FLUGHAFEN WIEN	2. 3. 2016
ATX	VERBUND AG	2. 3. 2016
FTSEMIB	GEOX SPA	3. 3. 2016
BEL20	DELHAIZE GROUP	3. 3. 2016
UKX	COBHAM PLC	3. 3. 2016
UKX	AGGREKO PLC	3. 3. 2016
UKX	ADMIRAL GROUP	3. 3. 2016
UKX	SCHRODERS PLC	4. 3. 2016
DAX	ADIDAS AG	4. 3. 2016
UKX	INMARSAT PLC	4. 3. 2016
UKX	AVIVA PLC	4. 3. 2016
ATX	ANDRITZ AG	4. 3. 2016
XU100	ANADOLU EFES BIR	4. 3. 2016
XU100	TEKFEN	4. 3. 2016
WIG20	PGNIG	4. 3. 2016
XU100	KOC HOLDING	4. 3. 2016
WIG20	LOTOS	4. 3. 2016
CAC	CARREFOUR SA	4. 3. 2016
UKX	FRESNILLO PLC	4. 3. 2016
WIG20	PKOBP	7. 3. 2016
WIG20	POLIMEXMS	7. 3. 2016
FTSEMIB	CIR SPA	7. 3. 2016
BUX	OTP BANK PLC	7. 3. 2016
DAX	MERCK KGAA	8. 3. 2016
DAX	RWE AG	8. 3. 2016

 Očakávaný čistý príjem
v mil. za rok 2015

DAX	DEUTSCHE BOERSE	767,60 EUR
DAX	DEUTSCHE LUFT-RG	1 355,95 EUR
DAX	DEUTSCHE POST-RG	1 817,45 EUR
DAX	DEUTSCHE TELEKOM	3 378,96 EUR
DAX	E.ON SE	1 595,85 EUR
DAX	FRESENIUS MEDICA	1 070,38 EUR
DAX	FRESENIUS SE-PRE	1 397,05 EUR
DAX	HENKEL AG -PFD	2 070,57 EUR
DAX	INFINEON TECH	716,58 EUR
DAX	K+S AG-REG	504,80 EUR
DAX	LINDE AG	1 388,27 EUR
DAX	MAN SE	-32,83 EUR
DAX	MERCK KGAA	2 112,67 EUR
DAX	METRO AG	488,92 EUR
DAX	MUENCHENER RUE-R	3 095,80 EUR
DAX	RWE AG	1 120,11 EUR
DAX	SALZGITTER AG	19,28 EUR
DAX	SAP SE	4 389,17 EUR
DAX	SIEMENS AG-REG	5 456,06 EUR
DAX	THYSSENKRUPP AG	773,62 EUR
DAX	VOLKSWAGEN-PREF	7 127,92 EUR
FTSEMIB	A2A SPA	255,86 EUR
FTSEMIB	ANSALDO STS SPA	87,05 EUR
FTSEMIB	ATLANTIA SPA	927,06 EUR
FTSEMIB	AUTOGRILL SPA	53,62 EUR
FTSEMIB	AZIMUT HOLDING	226,80 EUR
FTSEMIB	BANCA MONTE DEI	-26,94 EUR
FTSEMIB	BANCA POP MILANO	234,75 EUR
FTSEMIB	BANCO POPOLARE S	373,29 EUR
FTSEMIB	BUZZI UNICEM SPA	145,59 EUR
FTSEMIB	CAMPARI GROUP	179,64 EUR
FTSEMIB	CIR SPA	59,80 EUR
FTSEMIB	ENEL SPA	2 928,96 EUR
FTSEMIB	ENI SPA	1 208,81 EUR
FTSEMIB	EXOR	800,50 EUR
FTSEMIB	FIAT SPA	624,00 EUR
FTSEMIB	FINMECCANICA SPA	496,92 EUR
FTSEMIB	FONDIARIA-SAI	676,17 EUR
FTSEMIB	GENERALI ASSIC	2 324,52 EUR
FTSEMIB	GEOX SPA	15,27 EUR
FTSEMIB	INTESA SANPAOLO	3 398,70 EUR
FTSEMIB	ITALCEMENTI	-16,01 EUR
FTSEMIB	LOTTOMATICA SPA	260,00 EUR
FTSEMIB	LUXOTTICA GROUP	879,94 EUR
FTSEMIB	MEDIASET SPA	44,54 EUR
FTSEMIB	MEDIOBANCA	720,00 EUR
FTSEMIB	MEDIOLANUM SPA	397,22 EUR
FTSEMIB	PARMALAT SPA	202,20 EUR
FTSEMIB	PIRELLI & C.	480,14 EUR
FTSEMIB	PRYSMIAN SPA	249,14 EUR
FTSEMIB	SAIPEM SPA	-795,86 EUR
FTSEMIB	SALINI IMPREGILO	116,33 EUR
FTSEMIB	SNAM SPA	1 184,27 EUR
FTSEMIB	STMICROELECTRONI	138,15 EUR
FTSEMIB	TELECOM ITALIA S	912,00 EUR
FTSEMIB	TENARIS SA	400,66 EUR
FTSEMIB	TERNA SPA	585,50 EUR
FTSEMIB	UBI BANCA SCPA	275,62 EUR
FTSEMIB	UNICREDIT SPA	2 212,89 EUR
FTSEMIB	UNIPOL GRUPPO FI	542,00 EUR
IBEX	ABENGOA	24,00 EUR
IBEX	ABERTIS	1 908,08 EUR
IBEX	ACCIONA SA	179,00 EUR
IBEX	ACERINOX	65,89 EUR



Index	Akcia	Dátum HV
XU100	THY	8. 3. 2016
CAC	LAGARDERE SCA	9. 3. 2016
DAX	DEUTSCHE POST-RG	9. 3. 2016
DAX	E.ON SE	9. 3. 2016
SMI	ADECCO SA-REG	9. 3. 2016
UKX	WPP PLC	9. 3. 2016
AEX	BOSKALIS WESTMIN	9. 3. 2016
PX	CENTRAL EURO M-A	10. 3. 2016
ATX	OESTERREICH.POST	10. 3. 2016
UKX	G4S PLC	10. 3. 2016
DAX	K+S AG-REG	10. 3. 2016
XU100	PETKIM	10. 3. 2016
UKX	CAIRN ENERGY	10. 3. 2016
UKX	AMEC PLC	10. 3. 2016
UKX	WM MORRISON SUP	10. 3. 2016
DAX	LINDE AG	10. 3. 2016
DAX	VOLKSWAGEN-PREF	10. 3. 2016
UKX	PRUDENTIAL PLC	10. 3. 2016
FTSEMIB	AZIMUT HOLDING	10. 3. 2016
WIG20	PEKAO	11. 3. 2016
UKX	OLD MUTUAL PLC	11. 3. 2016
UKX	SERCO GROUP	11. 3. 2016
XU100	KOZA ANADOLU MET	11. 3. 2016
WIG20	ASSECOPOL	11. 3. 2016
DAX	MAN SE	11. 3. 2016
BEL20	GROUPE BRUX LAMB	14. 3. 2016
SOFIX	SOPHARMA AD	14. 3. 2016
SOFIX	CB FIRST	14. 3. 2016
ATX	MAYR-MELNHOF KAR	15. 3. 2016
UKX	ANTOFAGASTA PLC	15. 3. 2016
UKX	LEGAL & GEN GRP	15. 3. 2016
FTSEMIB	FINMECCANICA SPA	16. 3. 2016
DAX	BAYER MOTOREN WK	16. 3. 2016
ATX	RAIFFEISEN INTL	16. 3. 2016
SOFIX	MONBAT AD	16. 3. 2016
UKX	SMITHS GRP PLC	16. 3. 2016
DAX	DEUTSCHE LUFT-RG	17. 3. 2016
FTSEMIB	UNIPOL GRUPPO FI	17. 3. 2016
FTSEMIB	SALINI IMPREGILO	17. 3. 2016
SMI	HOLCIM LTD	17. 3. 2016
DAX	SALZGITTER AG	18. 3. 2016
PX	PEGAS NONWOVENS	18. 3. 2016
FTSEMIB	GENERALI ASSIC	18. 3. 2016
ATX	SCHOELLER-BLECKM	18. 3. 2016
WIG20	GETIN	21. 3. 2016
WIG20	CERSANIT	21. 3. 2016
UKX	WOLSELEY PLC	22. 3. 2016
XU100	ENKA	22. 3. 2016
WIG20	PBG	23. 3. 2016
WIG20	GTC	23. 3. 2016
PX	ORCO PROPERTY GR	24. 3. 2016
UKX	NEXT PLC	24. 3. 2016
XU100	SABANCI HOLDING	25. 3. 2016
PX	PHILIP MORRIS CR	30. 3. 2016
UKX	KINGFISHER PLC	31. 3. 2016
XU100	DOGAN HOLDING	6. 4. 2016
BET	BRD-GROUPE SOCIE	8. 4. 2016
UKX	TESCO PLC	13. 4. 2016
UKX	ASSOC BRIT FOODS	19. 4. 2016
UKX	WHITBREAD PLC	26. 4. 2016
UKX	HOME RETAIL GROU	27. 4. 2016

 Očakávaný čistý príjem
v mil. za rok 2015

IBEX	ACS	755,89 EUR
IBEX	ARCELORMITTAL	-1 214,72 EUR
IBEX	BANCO POPULAR	313,10 EUR
IBEX	BANCO SABADELL	670,17 EUR
IBEX	BANCO SANTANDER	6 909,39 EUR
IBEX	BANCO ESPANOL DE	289,00 EUR
IBEX	BANKINTER	381,65 EUR
IBEX	BBVA	3 086,19 EUR
IBEX	BOLSAS Y MERCADO	176,00 EUR
IBEX	CRITERIA CAIXA C	1 252,46 EUR
IBEX	EBRO PULEVA SA	148,86 EUR
IBEX	ENAGAS SA	413,32 EUR
IBEX	ENDESA	1 178,96 EUR
IBEX	FCC	27,98 EUR
IBEX	FERROVIAL SA	502,82 EUR
IBEX	GAMESA	177,32 EUR
IBEX	GAS NATURAL SDG	1 483,19 EUR
IBEX	GRIFOLS SA	556,13 EUR
IBEX	IBERDROLA RENOVA	413,65 EUR
IBEX	IBERDROLA SA	2 373,48 EUR
IBEX	IBERIA	109,50 EUR
IBEX	INDITEX	2 922,00 EUR
IBEX	INDRA SISTEMAS	-19,80 EUR
IBEX	MAPFRE SA	802,54 EUR
IBEX	MEDIASET ESPANA	175,00 EUR
IBEX	OBRASCON HUARTE	181,92 EUR
IBEX	RED ELECTRICA	617,00 EUR
IBEX	REPSOL SA	1 526,13 EUR
IBEX	SACYR SA	104,65 EUR
IBEX	TECNICAS REUNIDA	151,42 EUR
IBEX	TELEFONICA	4 233,27 EUR
SMI	ABB LTD-REG	2 325,04 CHF
SMI	ACTELION LTD-REG	532,90 CHF
SMI	ADECCO SA-REG	807,07 CHF
SMI	CIE FINANCI-REG	2 187,33 CHF
SMI	CREDIT SUISS-REG	3 407,75 CHF
SMI	HOLCIM LTD	1 048,79 CHF
SMI	JULIUS BAER GROU	725,06 CHF
SMI	LONZA GROUP -REG	297,33 CHF
SMI	NESTLE SA-REG	10 393,65 CHF
SMI	NOVARTIS AG-REG	12 379,53 CHF
SMI	ROCHE HLDG-GENUS	12 218,81 CHF
SMI	SGS SA-REG	610,79 CHF
SMI	SWATCH GROUP-BR	1 236,91 CHF
SMI	SWISSCOM AG-REG	1 506,05 CHF
SMI	SYNGENTA AG-REG	1 608,75 CHF
SMI	TRANSOCEAN LTD	1 351,30 CHF
SMI	UBS AG-REG	5 560,58 CHF
SMI	ZURICH INSURANCE	3 027,18 CHF
WIG20	ASSECOPOL	344,83 PLN
WIG20	BIOTON	11,30 PLN
WIG20	BRE	1 220,58 PLN
WIG20	BZWBK	2 358,67 PLN
WIG20	CEZ AS	26 509,35 PLN
WIG20	CYFRPLSAT	1 035,83 PLN
WIG20	GTC	32,78 PLN
WIG20	KGHM	1 813,59 PLN
WIG20	LOTOS	477,83 PLN
WIG20	ORANGE POLSKA SA	357,00 PLN
WIG20	PEKAO	2 423,53 PLN
WIG20	PGNIG	3 082,14 PLN
WIG20	PKN ORLEN	4 421,80 PLN
WIG20	PKOBP	2 791,05 PLN
WIG20	TVN	300,88 PLN